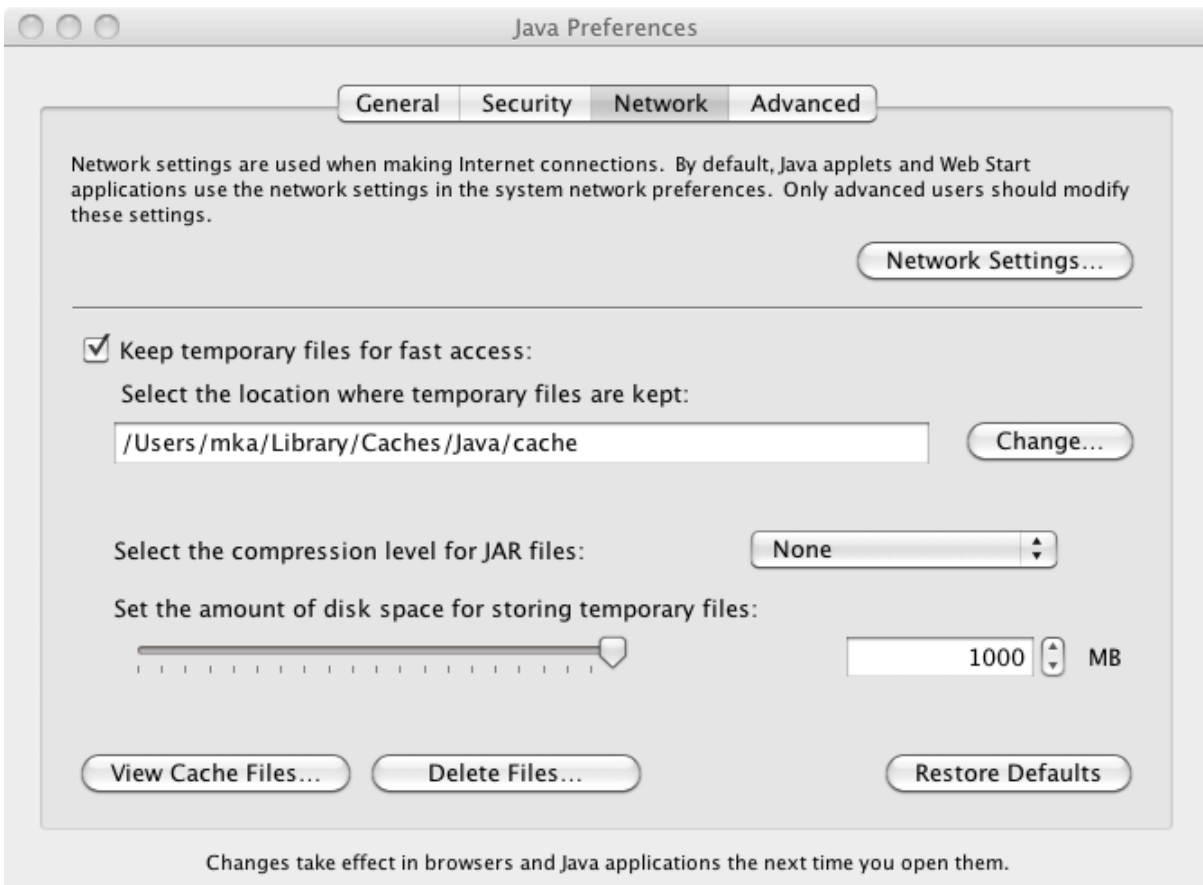


Uninstall Solibri Model Viewer on Macintosh






1. Open Java Preferences from /Applications/Utilities






2. Click View Cache Files... on Network tab





3. Select and remove Solibri Model Viewer



Show: **Applications**      Cache Size: 80939 KB

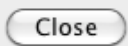
Application	Vendor	Type	Date	Size	Status
 Solibri Model Viewer	Solibri, Inc.	Application	Oct 28, 2011	24037 KB	



4. Select all resources and remove them

Show: **Resources**   Cache Size: 85 KB

Name	URL	Modified	Expired	Version	Size
 libquaqua.jar	http://www.solibri.com/viewer/li...	Oct 12, 2011			22 KB
 viewer48x48....	http://www.solibri.com/viewer/vi...	Oct 12, 2011			2.2 KB



Reinstall Solibri Model Viewer

<http://www.solibri.com/solibri-model-viewer.html>